



YAMAHA

Yamaha System Hardware



YAMAHA



*Some models may not be available in some countries.
*Colors shown in this catalog may not be represented exactly as the original colors due to printing processes involved.
*Specifications are subject to change without notice.



P10021504

PRINTED WITH SOY INK This document is printed on chlorine-free (ECF) paper with soy ink.

LDR0905CB Printed in Japan

YAMAHA NEW CONCEPT HARDWARE

"Is it really needed?"

That is what we asked ourselves while taking a long, hard look at existing hardware designs. After analyzing and questioning the necessity of every function it was concluded that too much freedom, too much fineness, can upset setting stability, interfere with operation.

"The drummer should be able to obtain the desired position and angle, with precision and ease."


We removed everything but the essentials, focused on sound quality, stability, durability, noise prevention—and gave them looks that inspire.

Essential functions, refined designs.

FOOT PEDALS



SNARE STANDS



STOOLS



DOUBLE TOM STANDS



HI-HAT STANDS




TOM HOLDERS

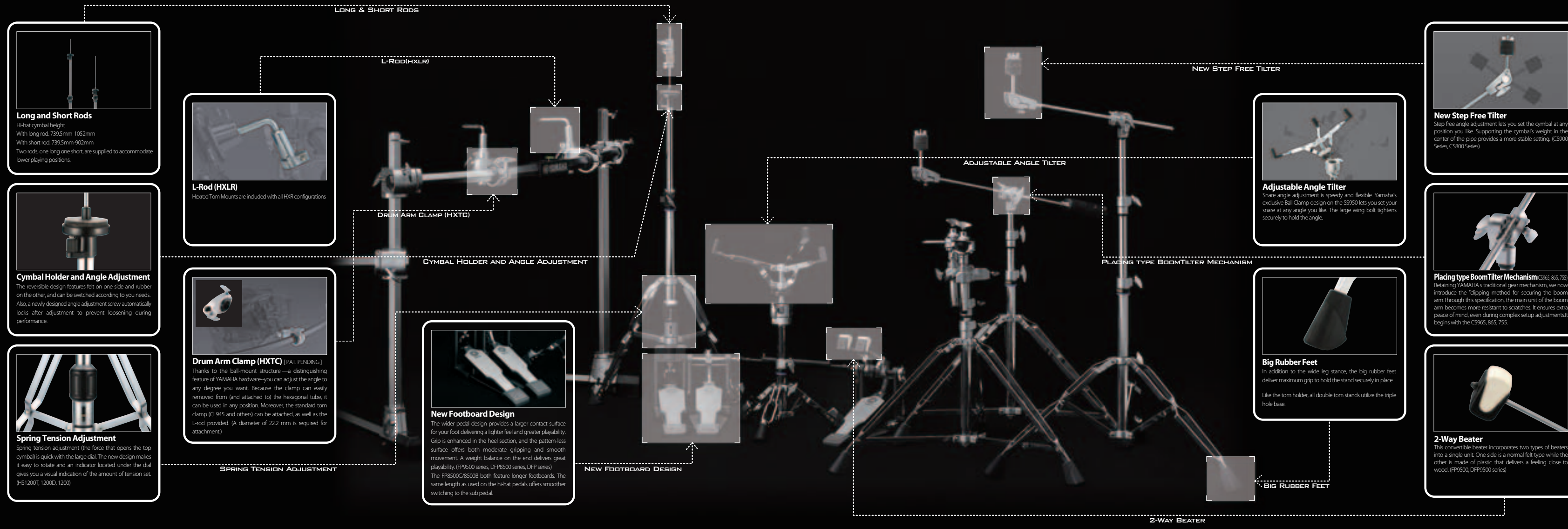


CYMBAL STANDS



HEXRACK





Long and Short Rods
Hi-hat cymbal height
With long rod: 739.5mm-1052mm
With short rod: 739.5mm-902mm
Two rods, one long one short, are supplied to accommodate lower playing positions.

Cymbal Holder and Angle Adjustment
The reversible design features felt on one side and rubber on the other, and can be switched according to you needs. Also, a newly designed angle adjustment screw automatically locks after adjustment to prevent loosening during performance.

Spring Tension Adjustment
Spring tension adjustment (the force that opens the top cymbal) is quick with the large dial. The new design makes it easy to rotate and an indicator located under the dial gives you a visual indication of the amount of tension set. (FS1200T, 1200D, 1200)

L-Rod (HXLR)
Hexrod Tom Mounts are included with all HXR configurations.

Drum Arm Clamp (HXTC) [PAT. PENDING]
Thanks to the ball-mount structure—a distinguishing feature of YAMAHA hardware—you can adjust the angle to any degree you want. Because the clamp can easily removed from (and attached to) the hexagonal tube, it can be used in any position. Moreover, the standard tom clamp (CL945 and others) can be attached, as well as the L-rod provided. (A diameter of 22.2 mm is required for attachment.)

New Footboard Design
The wider pedal design provides a larger contact surface for your foot delivering a lighter feel and greater playability. Grip is enhanced in the heel section, and the pattern-less surface offers both moderate gripping and smooth movement. A weight balance on the end delivers great playability. (FP9500 series, DFP6500 series, DFP series)
The FP9500/9500B both feature longer footboards. The same length as used on the Hi-hat pedals offers smoother switching to the sub pedal.

New Step Free Tilter
Step free angle adjustment lets you set the cymbal at any position you like. Supporting the cymbal's weight in the center of the pipe provides a more stable setting. (CS900 Series, CS800 Series)

Placing type Boom Tilter Mechanism (CS965, 865, 755)
Retaining YAMAHA's traditional gear mechanism, we now introduce the "slipping method" for securing the boom arm. Through this specification, the main unit of the boom arm becomes more resistant to scratches. It ensures extra peace of mind, even during complex setup adjustments. It begins with the CS965, 865, 755.

2-Way Beater
The convertible beater incorporates two types of beaters into a single unit. One side is a normal felt type while the other is made of plastic that delivers a feeling close to wood. (FP9500, DFP9500 series)

FOOT PEDALS

FP9500C/D DFP9500C/CL/D FP8500C/B DFP8500C

You know the drill, remove the snare drum, bend over, reach down into the confines between the snare stand and bass drum to get to the bass drum pedal. Our goal was to make setup quick, easy, and hassle free, while providing the needed adjustability and precision that does not give in when things heat up.

Double beater systems in the 9500 Series offer an expanded range of tonal possibilities. Three different drive systems are available; direct, double chain, and belt; as well as two different footboard lengths, and two different linkage types. We feel that these new designs come closer to making the pedal an extension of the drummer's foot.



FOOT PEDALS



FP9500D FP9500C FP8500C FP8500B FP7210A



DFP9500D DFP9500C DFP9500C DFP9500C



DFP9500CL DFP9500C DFP9500C DFP9500C

HI-HAT STANDS

HI-HAT STANDS

HS 1200/D/T

It's not just stick work that drives the rhythm, the foot plays an important role in laying down the groove.

In optimizing part positioning and weight balance, we have eliminated a great deal of unwanted shudder and contact that inhibits movement. Motion is now more natural. Large rubber grips hold firm to the surface while knock-type spikes, deployed and retracted with a single touch, keep things stable even when played hard. We've also improved operating quietness.

Locking mechanisms ensure that settings are maintained so you can play with the same feeling every time. A gauge on the spring tension adjustment provides visual reference of the setting and easier replication. Two rods, one long one short, are included with the stand to accommodate higher and lower playing positions.



HS1200T

HS1200D

HS1200

HS840

HS740A

HS650A



CS865

Height, distance, lateral position, horizontal tilt, and vertical tilt. These are the five key parameters that determine cymbal position.

The drummer should be able to set these parameters simply, smoothly, and securely in order to obtain ideal positioning.

While optimizing weight balance in the lower section delivers greater stability, a boom tilter is added to provide precision positioning.

A new non-step tilter delivers precision cymbal angle adjustment—a point more drummers give great consideration to.



CS965

CS865

CS755

CS665A

CS655A

CS850

CS750

CS660A

CS650A

SNARE STANDS/STOOLS/TOM HOLDERS/DOUBLE TOM STANDS



SS950

Our legendary ball clamp... redefined.

Our original ball clamp system has long provided total positioning freedom with an easy, single action setting.

In connecting the snare basket directly to the ball clamp we've brought the axis to the stand's center to allow vertically straight positioning. This enhancement delivers greater stability, reduced vibration, and improved sound quality to this already superior design.

The stand's lowest height setting is now two inches lower to accommodate deep snare drums. Large, surface gripping rubber feet and knock type spikes that are deployable and retractable with a one-touch action deliver outstanding stability and reliability letting the player concentrate under any playing condition.



SS950

SS850

SS740A

SS662

SNARE STANDS/STOOLS/TOM HOLDERS/DOUBLE TOM STANDS



DS950

DS840

DS750

DS550U



CL945LB

CL945B

TH945B

TH940B

CL940LB

CL940B

TH904A



WS955A

WA950A

WS865A

WS860A


WS904A

HEXRACK

HEXRACK



The material is steel. But thanks to the blast processing applied to the surface, this beautiful new YAMAHA HEXRACK system (Registered of design) resists scratching, smudges and fingerprints. Beyond that, the hexagonal shape extends not only to the piping but also to the clamp rods. HEXRACK has the durability, performance and design value that have brought YAMAHA hardware renown everywhere drums and percussion are played. HEXRACK, together with the newly developed clamps, is the system that makes your dream setup a reality.



HXR3L

HXR2L